

## ORIGINAL ARTICLE

# Association between postoperative atrial fibrillation and the levels of hemoglobin or hematocrit: a systematic review and meta-analysis

İbrahim Öztürk, MD<sup>1</sup>, Selen Öztürk, MD<sup>2</sup>

*Medeniyet University Göztepe Education and Research Hospital, Department of Anesthesiology and Reanimation, Istanbul, (Turkey)*  
*<sup>2</sup>Dr. Siyami Ersek Cardiovascular Surgery Education and Research Hospital, Department of Cardiovascular Surgery, Istanbul, (Turkey)*

**Correspondence:** İbrahim Öztürk, MD, Medeniyet University Göztepe Education & Research Hospital, Department of Anesthesiology & Reanimation, Istanbul, (Turkey); Phone: +90 5333120185; E-mail: [drozturk28@gmail.com](mailto:drozturk28@gmail.com)

## ABSTRACT

**Objective:** Postoperative atrial fibrillation is the most commonly observed arrhythmia following cardiac surgery. Both atrial fibrillation and preoperative anemia have been related to high rate of mortality and postoperative morbidity. In this systematic review and meta-analysis, we aimed to analyze whether levels of preoperative hemoglobin or hematocrit were useful biomarkers for development of postoperative atrial fibrillation after cardiac surgery or not.

**Methodology:** The literature screening was performed from PubMed database without any date limitation. All patients who underwent open cardiac surgery procedures were considered.

Outcome measures included the association between preoperative levels of hemoglobin/hematocrit and atrial fibrillation after cardiac surgery. The results of trials were evaluated with random or fixed effect model according to the heterogeneity. The statistical evaluation was performed by using Open Meta Analyst programme.

**Results:** A total of 9948 articles were found after database searching. 17 articles were included in meta-analysis consisting of 5934 patients who fulfilled inclusion criteria. The rate of postoperative atrial fibrillation was 35.6% (2114 cases out of 5934). Effect size was observed as heterogeneous for studies including hematocrit (Q(df): 30.76, p < 0.001, I<sup>2</sup>: 73.99%). However, it was not observed as heterogeneous for studies including hemoglobin (Q(df): 11.10, p: 0.26, I<sup>2</sup>: 18.96%). Analysis results of studies including hematocrit according to random effect model were SMD: 0.013, 95% CI -0.21-0.18 and p: 0.89 (p > 0.05). And analysis results of studies including hemoglobin according to fixed effect model were SMD: 0.172, 95% CI -0.23- -0.11 and p < 0.001.

**Conclusion:** The results of quantitative analysis showed that preoperative hemoglobin is associated with development of atrial fibrillation, but hematocrit is not. However, more studies may be required including both hemoglobin and hematocrit in the same trials to clearly establish this association.

**Key words:** Arrhythmias, Cardiac; Atrial Fibrillation; Hemoglobin; Hematocrit; Cardiac Surgery; Meta-Analysis

**Citation:** Öztürk İ, Öztürk S. Association between postoperative atrial fibrillation and the levels of hemoglobin or hematocrit: a systematic review and meta-analysis. *Anaesth Pain & Intensive Care* 2015;19(3):247-253

PROSPERO registration number is CRD42015023382.

## INTRODUCTION

Postoperative atrial fibrillation (POAF) is one of the most important event among postoperative

complications and also it is the most commonly observed arrhythmia following cardiac surgery. Vilareal et al<sup>1</sup> demonstrated that atrial fibrillation

had been an independent risk factor responsible for increasing in-hospital mortality, stroke and length of hospital stay after cardiac surgery.

The rate of POAF depends upon type of surgery (cardiac surgery or not) and also the type of applied cardiac surgical procedures. Incidence of POAF is approximately 3% after non-cardiac surgery, and changes between 9.8% - 74% after cardiac surgery.<sup>2-4</sup>

In recent studies, Miceli et al<sup>5</sup> reported that preoperative anemia had been related with increased rate of mortality and postoperative morbidity after cardiac surgery. The risk of death, postoperative renal dysfunction, postoperative stroke, atrial fibrillation and length of hospital stay > 7 days were greater than control group in anemic patients. Therefore, we hypothesized that preoperative levels of hemoglobin / hematocrit could be appropriate markers for prediction of atrial fibrillation. This study was aimed to analyze the association of preoperative hemoglobin or hematocrit for development of postoperative atrial fibrillation after cardiac surgery.

## METHODOLOGY

**Search strategy:** We performed the database searching in accordance with the guideline of *Preferred Reporting Items for Systematic Reviews and Meta-Analyses statement (PRISMA)*.<sup>6</sup> We used the electronic database search to determine whether the levels of preoperative hemoglobin or hematocrit could predict development of POAF after cardiac surgery or not. Two authors searched database until 16 February 2015. No limitation was set for publication date. PubMed was used as electronic database.

Key words or combinations of them (e.g. *cardiac surgery, heart surgery, valve surgery, coronary artery bypass grafting, postoperative atrial fibrillation, hemoglobin and hematocrit*) were used for searching. Searching was limited to English language only and the articles in other languages were excluded. The methods of studies were limited within the spheres of '*clinical trial, comparative study, multicenter study, observational study, randomized controlled trial, controlled clinical trial and evaluation studies*'.

**Selection of studies:** The studies, regardless of the sample size, included were retrospective or prospective clinical studies. Inclusion criteria were: (i) clinical study, (ii) open cardiac surgery with off-pump or extracorporeal circulation, (iii) article in

English. Exclusion criteria were: (i) experimental studies or case series (ii) articles in other than English language, and (iii) non-cardiac surgery. The articles, associated with the issue of our review but not containing the knowledge about the levels of hemoglobin or hematocrit, were also excluded. Articles containing data with figures, not numerical values, were excluded.

**Data extraction:** Two reviewers independently extracted data from relevant studies. We extracted publication information (first author's name, publication year, patient population, type of surgery, sample size, type of study methods). Disagreement was resolved by consensus. The mean and standard deviations of both hemoglobin and hematocrit and sample size of groups with POAF and without POAF were recorded as data.

We registered to University of York Center of systematic reviews and dissemination. PROSPERO registration number is CRD42015023382.

## Statistical analysis:

The meta-analysis programme, Open Meta Analyst, was used for statistical analysis. The standard mean differences (SMD) and 95% confidence interval (CI) was used for analysis. The heterogeneity was evaluated with the statistics of  $I^2$ . Heterogeneity was accepted as significant if  $I^2 \geq 25\%$  and heterogeneity was evaluated with the analysis of moderators. Meta-analysis was applied by using fixed or random effect models. We performed random effect model in the presence of heterogeneity ( $I^2 > 25\%$ ) and fixed effect model in absence of heterogeneity ( $I^2 < 25\%$ ). Publication bias was evaluated with Begg test.

## RESULTS

Flow diagram of database searching was shown in Figure 1.

Records identified through database searching were 9948 and records identified through database searching with filter were 4685. After duplicates were removed, 1019 records remained. Unrelated records (n=885) were excluded after screening. Full-text of 134 articles were assessed for eligibility and 117 of them were excluded because of absence of detailed data about hemoglobin and hematocrit in each group. 17 articles were included to quantitative synthesis.<sup>(7-23)</sup> Demographical features of studies were summarized in Table 1. The ratio of development of POAF was 35.6% (2114 cases of 5934).

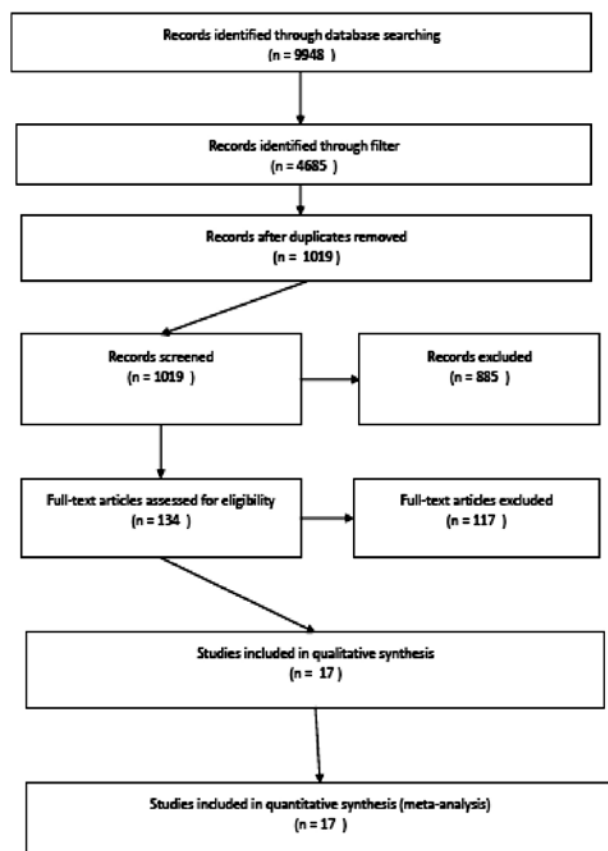


Figure 1: Flow diagram of search

Table 1: Summary of studies included

Reference	Year	Study design	Surgery	POAF (n)	Non-POAF (n)
Abdelhadi <sup>12</sup>	2004	Prospective	CABG + valve	60	121
Güngör <sup>15</sup>	2011	Prospective	CABG	10	30
Hakala <sup>16</sup>	2002	Prospective	CABG	31	57
Lamm <sup>19</sup>	2006	Prospective	CABG + valve	99	154
Verdejo <sup>21</sup>	2011	Prospective	CABG + valve	32	112
Erdem <sup>14</sup>	2013	Retrospective	CABG	38	127
Almassi <sup>7</sup>	1997	Retrospective	CABG+ valve	1143	2712
Çetin <sup>8</sup>	2012	Prospective	CABG	62	210
Haghjoo <sup>22</sup>	2008	Prospective	CABG	46	256
Tanawuttiwat <sup>23</sup>	2014	Retrospective	Valve	52	71
Choi <sup>13</sup>	2009	Prospective	CABG	66	249
Kinoshita <sup>17</sup>	2011	Retrospective	CABG	121	431
Kinoshita <sup>18</sup>	2012	Retrospective	CABG	159	646
Pretorius <sup>20</sup>	2007	Prospective	CABG + valve	67	186
Şahin <sup>10</sup>	2014	Prospective	CABG	96	501
Şahin <sup>9</sup>	2010	Prospective	CABG	5	15
Güler <sup>11</sup>	2007	Prospective	CABG	27	56

Analysis results of studies including hematocrit according to random effect model were SMD: 0.013, 95% CI -0.21-0.18 and p: 0.89 ( $p > 0.05$ ). And analysis results of studies including hemoglobin according to fixed effect model were SMD: 0.172, 95% CI -0.23- -0.11 and  $p < 0.001$ .

Effect size was observed as heterogeneous for studies including hematocrit ( $Q(df): 30.76$ ,  $p < 0.001$ ,  $I^2: 73.99\%$ ). However, it was not observed as heterogeneous for studies including hemoglobin ( $Q(df): 11.10$ ,  $p: 0.26$ ,  $I^2: 18.96\%$ ). Results were summarized in Figure 2 and 3.

The result of evaluation of publication bias was not significant for hematocrit including studies ( $\tau^2 = 0.06$ ). However, there was publication bias for hemoglobin including studies ( $\tau^2 = 0.004$ ).

The methods of studies (retrospective or prospective) and types of surgery (coronary artery bypass grafting surgery, valve surgery or combined CABG and valve surgery) were used as moderators for evaluation of the heterogeneity. Heterogeneity depended on the types of surgery (isolated CABG  $I^2 = 74\%$ , combined CABG and valve surgery  $I^2 = 74\%$ ) and the methods of trials (retrospective  $I^2 = 91\%$ , prospective  $I^2 = 74\%$ ).

atrial fibrillation and hemoglobin/hematocrit

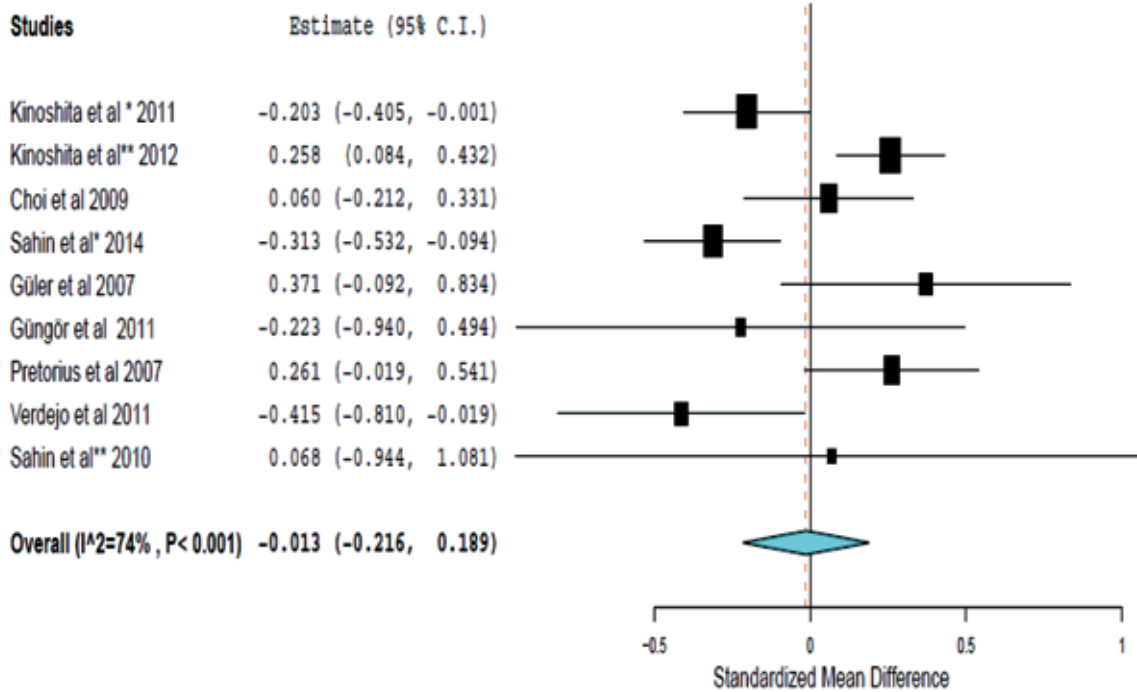


Figure 2: Analysis of studies including hematocrit

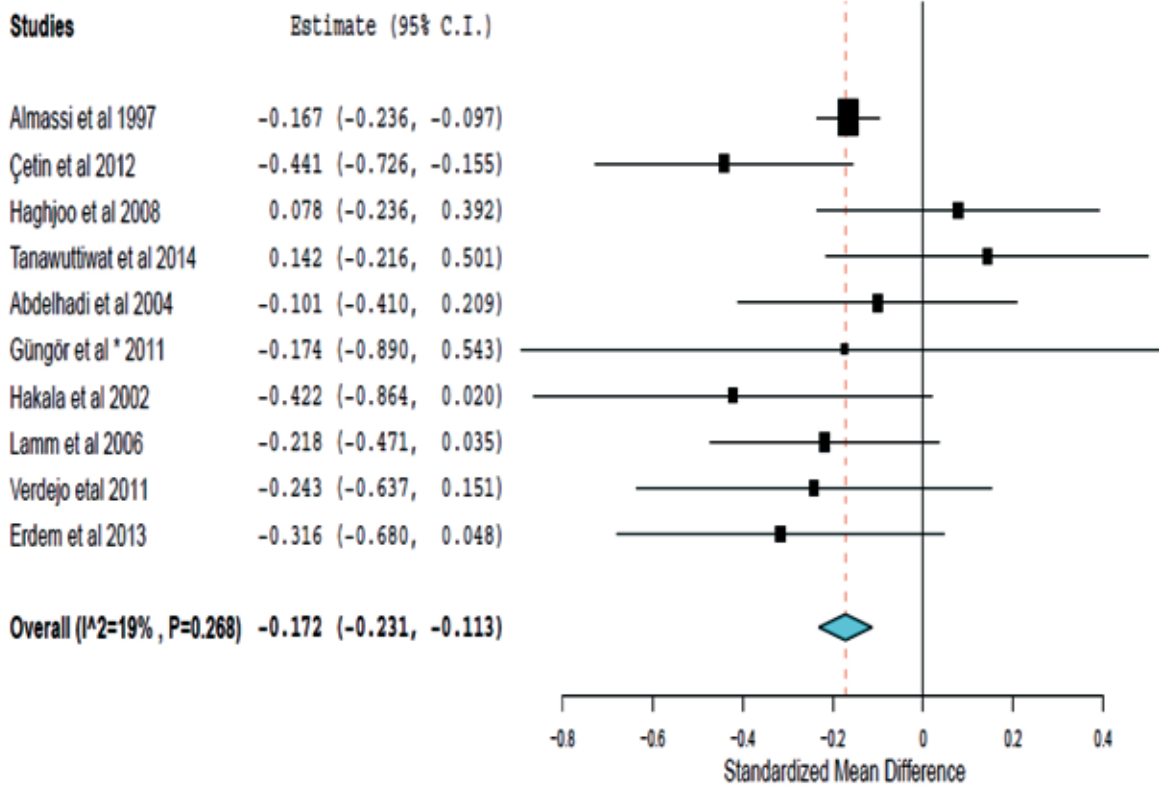


Figure 3: Analysis of studies including hemoglobin

## DISCUSSION

World Health Organization<sup>24</sup> defined anemia as hemoglobin level lower than 12 g/dL in women and 13 g/dL in men.<sup>24</sup> However, various sociodemographic and life style factors affect haemoglobin levels in pregnancy,<sup>25</sup> and also smoking can affect values of hemoglobin.<sup>26</sup> The mean hemoglobin levels for smokers are greater than non-smokers in both men and women.<sup>26</sup> In report of WHO prevalence of anemia is 30.2% for non-pregnant women and 12.7% for men. The prevalence of anemia in the surgical population has been reported as high as 24% in cardiac surgery.<sup>5</sup>

Preoperative anemia was associated with morbidity and mortality after cardiac surgery. In a recent study, preoperative anemia was demonstrated as an independent predictor of mortality and postoperative renal dysfunction and length of hospital stay > 7 days in multivariable logistic regression.<sup>5</sup> On the other hand, Mirhosseini et al<sup>27</sup> showed anemia had not effect on the incidence of atrial fibrillation, early complications and mortality in patients undergoing off-pump CABG.<sup>27</sup> Chua et al<sup>28</sup> found anemia as a risk factor in univariate analysis but not in multivariate analysis for POAF. Hernández-Leiva et al<sup>29</sup> showed an association between POAF and hemoglobin with multivariate hemoglobin analysis (adjusted odds ratio: 0.75 95% CI (0.28-2.01)).

For diagnosis and follow up anemia in clinical practice, both hemoglobin and hematocrit are usually used and also their levels can direct decision of blood transfusion. In this meta-analysis, we used two measures usually selected for diagnosis of anemia and also determination of blood transfusion decision in clinical practice. The accepted simple relationship between them is conventionally formulated as hematocrit (%) = hemoglobin (g/dL) × 3.<sup>29</sup> However, conventional formula is not always accurate for all ages and for all levels of hemoglobin.<sup>30</sup> Flores-Torres et al<sup>31</sup> estimated the level of as hemoglobin = (Hematocrit/3.135) + 0.257.

In our analysis, the main difference for prediction of POAF between preoperative hemoglobin and hematocrit, depends on the absence of fixed formula to convert them to each other. They must

be separately evaluated in those similar risk analysis. On the other hand, we think that the main reason of heterogeneous of studies including hematocrit smaller sample size of studies to evaluate POAF.

Determination of certain decision whether preoperative levels of hemoglobin or hematocrit predict POAF or not, is difficult because of two reasons. First, POAF is multifactorial complication of cardiovascular surgery. And second, limited numbers of trials that contain both hematocrit and hemoglobin in the same one.

Almassi et al<sup>7</sup> found POAF was associated not only with hemoglobin level and also with age, blood pressure, creatinin levels, cardiopulmonary bypass time and ischemic time in univariate analysis. In a current study, hematocrit and age is determined as predictors.<sup>10</sup> Çetin et al showed age and gender were also predictors of POAF.<sup>8</sup> Systemic diseases including diabetes mellitus<sup>11,18</sup> and chronic obstructive lung diseases<sup>7</sup> were found as risk factors for POAF in three studies.

The main predictor of POAF was age in most of the trials.<sup>7,8,10-12,16-20,22</sup> However age was not significantly related to POAF according to multivariate analysis in three trials.<sup>13-15,20</sup>

### Limitations:

The main limitation of our analysis was the limited data of studies. Except two studies<sup>15,21</sup> all of them included only hemoglobin or hematocrit. Therefore, it was difficult to analysis them on the same conditions (studies). Because of that reason, more trials about POAF including both preoperative hemoglobin and hematocrit levels, can certainly determine whether there is a difference between these measures or not.

## CONCLUSION

Although there are limited studies, preoperative hemoglobin levels can predict POAF following cardiac surgery but not hematocrit. However, there is a need for more studies including both hemoglobin and hematocrit.

**Conflict of interest:** None declared by the authors.

**Author Contribution:** IO and SO shared concept, data acquisition, statistical analysis and manuscript preparation

## REFERENCES

- Villareal RP, Hariharan R, Liu BC, Kar B, Lee VV, Elayda M, et al. Postoperative atrial fibrillation and mortality after coronary artery bypass surgery. *J Am Coll Cardiol* 2004;43(5):742-8. [PubMed] [Free full text]
- Siebert J, Anisimowicz L, Lango R, Rogowski J, Pawlaczyk R, Brzezinski M, et al. Atrial fibrillation after coronary artery bypass grafting: does the type of procedure influence the early postoperative incidence? *Eur J Cardiothorac Surg* 2001;19(4):455-9. [PubMed] [Free full text]
- Bhave PD, Goldman LE, Vittinghoff E, Maselli J, Auerbach A. Incidence, predictors, and outcomes associated with postoperative atrial fibrillation after major noncardiac surgery. *Am Heart J* 2012;164(6):918-24. [PubMed] [Free full text] doi: 10.1016/j.ahj.2012.09.004.
- Helgadottir S, Sigurdsson MI, Ingvarsdottir IL, Arnar DO, Gudbjartsson T. Atrial fibrillation following cardiac surgery: risk analysis and long-term survival. *J Cardiothorac Surg* 2012;7:87. [PubMed] [Free full text] doi: 10.1186/1749-8090-7-87.
- Miceli A, Romeo F, Glauber M, de Siena PM, Caputo M, Angelini GD. Preoperative anemia increases mortality and postoperative morbidity after cardiac surgery. *J Cardiothorac Surg* 2014;5:9:137. [PubMed] [Free full text] doi: 10.1186/1749-8090-9-137.
- Moher D, Liberati A, Tetzlaff J, Altman DG; PRISMA Group. Preferred reporting items for systematic reviews and meta-analyses: the PRISMA statement. *BMJ* 2009;339:2535. [PubMed] [Free full text] doi: 10.1136/bmj.b2535.
- Almassi GH, Schowalter T, Nicolosi AC, Aggarwal A, Moritz TE, Henderson WG, et al. Atrial fibrillation after cardiac surgery: a major morbid event? *Ann Surg* 1997;226:501-11. [PubMed] [Free full text]
- Çetin M, Kocaman SA, Erdoğan T, Durakoğlugil ME, Çiçek Y, Bozok Ş et al. Fragmented QRS may predict postoperative atrial fibrillation in patients undergoing isolated coronary artery bypass graft surgery. *Anadolu Kardiyol Derg.* 2012;12(7):576-83. [PubMed] [Free full text] doi: 10.5152/akd.2012.184.
- Sahin V, Kaplan M, Bilsel S, Filizcan U, Cetemen S, Baysar O, et al. The relation between blood and tissue magnesium levels and development of atrial fibrillation after coronary artery bypass surgery. *Anadolu Kardiyol Derg.* 2010;10(5):446-51. [PubMed] [Free full text] doi: 10.5152/akd.2010.144.
- Sahin İ, Özkaynak B, Karabulut A, Avci İ, Okuyan E, Mert B, et al. Impact of coronary collateral circulation and severity of coronary artery disease in the development of postoperative atrial fibrillation. *Interact Cardiovasc Thorac Surg.* 2014;19(3):394-7. [PubMed] [Free full text] doi: 10.1093/icvts/ivu158.
- Guler N, Ozkara C, Dulger H, Kutay V, Sahin M, Erbilen E, et al. Do cardiac neuropeptides play a role in the occurrence of atrial fibrillation coronary bypass surgery? *Ann Thorac Surg.* 2007;83(2):532-7. [PubMed]
- Abdelhadi RH, Gurm HS, Van Wagoner DR, Chung MK. Relation of an exaggerated rise in white blood cells after coronary bypass or cardiac valve surgery to development of atrial fibrillation postoperatively. *Am J Cardiol.* 2004;1;93(9):1176-8. [PubMed]
- Choi YS, Shim JK, Hong SW, Kim DH, Kim JC, Kwak YL. Risk factors of atrial fibrillation following off-pump coronary artery bypass graft surgery: predictive value of C-reactive protein and transfusion requirement. *Eur J Cardiothorac Surg.* 2009;36(5):838-43. [PubMed] [Free full text] doi: 10.1016/j.ejcts.2009.05.003.
- Erdem K, Ayhan S, Ozturk S, Bugra O, Bozoglan O, Dursin H, et al. Usefulness of the mean platelet volume for predicting new-onset atrial fibrillation after isolated coronary artery bypass grafting. *Platelets.* 2014;25(1):23-6. [PubMed] [Free full text] doi: 10.3109/09537104.2013.767443.
- Gungor H, Ayik MF, Kirilmaz B, Ertugay S, Gul I, Yildiz BS, et al. Serum resistin level: as a predictor of atrial fibrillation after coronary artery bypass graft surgery. *Coron Artery Dis.* 2011;22:484-90. [PubMed] doi: 10.1097/MCA.0b013e32834b67bb. [Free full text]
- Hakala T, Hedman A, Turpeinen A, Kettunen R, Vuolteenaho O, Hippeläinen M, et al. Prediction of atrial fibrillation after coronary artery bypass grafting by measuring atrial peptide levels and preoperative atrial dimensions. *Eur J Cardiothorac Surg.* 2002;22(6):939-43. [PubMed] [Free full text]
- Kinoshita T, Asai T, Takashima N, Hosoba S, Suzuki T, Kambara A, et al. Preoperative C-reactive protein and atrial fibrillation after off-pump coronary bypass surgery. *Eur J Cardiothorac Surg.* 2011;40(6):1298-303. [PubMed] [Free full text] doi: 10.1016/j.ejcts.2011.03.027.
- Kinoshita T, Asai T, Suzuki T, Kambara A, Matsubayashi K. Preoperative hemoglobin A1c predicts atrial fibrillation after off-pump coronary bypass surgery. *Eur J Cardiothorac Surg.* 2012;41(1):102-7. [PubMed] [Free full text] doi: 10.1016/j.ejcts.2011.04.011.
- Lamm G, Auer J, Weber T, Berent R, Ng C, Eber B. Postoperative white blood cell count predicts atrial fibrillation after cardiac surgery. *J Cardiothorac Vasc Anesth.* 2006;20(1):51-6. [PubMed]
- Pretorius M, Donahue BS, Yu C, Roden DM, Brown NJ, et al. Plasminogen activator inhibitor-1 as a predictor of postoperative atrial fibrillation after cardiopulmonary bypass. *Circulation.* 2007;116(11 Suppl):11-7. [PubMed] [Free full text] doi: 10.1161/CIRCULATIONAHA.106.677906
- Verdejo H, Roldan J, Garcia L, Del Campo A, Becerra E, Chiong M, et al. Systemic vascular cell adhesion molecule-1 predicts the occurrence of post-operative atrial fibrillation. *Int J Cardiol.* 2011;150(3):270-6. [PubMed] doi: 10.1016/j.ijcard.2010.04.033.
- Haghjoo M, Basiri H, Salek M, Sadr-Ameli MA, Kargar F, Raissi K, et al. Predictors of postoperative atrial fibrillation after coronary artery bypass graft surgery. *Indian Pacing Electrophysiol J.* 2008;1(8):94-101. [Free full text]
- Tanawuttiwat T, O'Neill BP, Cohen MG, Chinthakanan O, Heldman AW, Martinez CA, et al. New-onset atrial fibrillation after aortic valve replacement: comparison of transfemoral, transapical, transaortic, and surgical approaches. *J Am Coll Cardiol.* 2014;63(15):1510-9. [PubMed] [Free full text] doi: 10.1016/j.jacc.2013.11.046.
- Benoist B, McLean E, Egli I, Cogswell M. Worldwide prevalence of anaemia 1993–2005. Available on [http://whqlibdoc.who.int/publications/2008/9789241596657\\_eng.pdf](http://whqlibdoc.who.int/publications/2008/9789241596657_eng.pdf) (Accessed on 16/02/2015).
- Gaillard R, Eilers PH, Yassine S, Hofman A, Steegers EA, Jaddoe VW. Risk factors and consequences of maternal anaemia and elevated haemoglobin levels during pregnancy: a population-based

- prospective cohort study. *Paediatr Perinat Epidemiol.* 2014;28:213-26. [PubMed] doi: 10.1111/ppe.12112.
26. Nordenberg D, Yip R, Binkin NJ. The effect of cigarette smoking on hemoglobin levels and anemia screening. *JAMA.* 1990 Sep 26;264(12):1556-9. [PubMed] [Free full text]
27. Mirhosseini SJ, Sayegh SA. Effect of preoperative anemia on short term clinical outcomes in diabetic patients after elective off-pump CABG surgery. *Acta Med Iran.* 2012;50(9):615-8. [PubMed]
28. Chua SK, Shyu KG, Lu MJ, Hung HF, Cheng JJ, Lee SH, et al. Association between renal function, diastolic dysfunction, and postoperative atrial fibrillation following cardiac surgery. *Circ J* 2013;77(9):2303–10. [PubMed] [Free full text] doi: org/10.1253/circj.CJ-13-0273
29. Hernández-Leiva E, Dennis R, Isaza D, Umaña JP. Hemoglobin and B-type natriuretic peptide preoperative values but not inflammatory markers, are associated with postoperative morbidity in cardiac surgery: a prospective cohort analytic study. *J Cardiothorac Surg.* 2013;5;8:170. [PubMed] [Free full text] doi: 10.1186/1749-8090-8-170.
30. Carneiro IA, Drakeley CJ, Owusu-Agyei S, Mmbando B, Chandramohan D. Haemoglobin and haematocrit: is the threefold conversion valid for assessing anaemia in malaria-endemic settings? *Malar J.* 2007;22;6:67. [PubMed] [Free full text]
31. Flores-Torres J, Echeverría-Ortega M, Arria-Bohorquez M, Hidalgo G, Albano-Ramos C, Sanz R, et al. Differences between observed and estimated by hematocrit hemoglobin and its relevance in the diagnosis of anemia among coastal population in Venezuela: analysis of the second national study of human growth and development (SENACREDH). *Rev Peru Med Exp Salud Publica.* 2011;2891;47-53. [PubMed] [Free full text]



“Failure will never overtake me if my definition to succeed is strong enough”.

*Dr. A.P.J Abdul Kalam*